
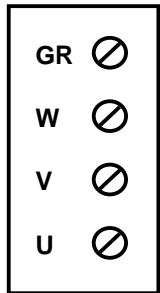
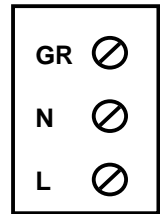
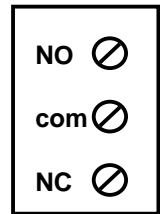


- 26
- 25
- 24
- 0v 23
- 24v 22
- 21
- 0v 20
- 19
- 24v 18
- 17
- 24v 16
- 15
- 14
- 13
- 12
- 11
- 0v 10
- 9
- 8
- 7
- 6
- 24v 5
- 0v 4
- 3
- 0v 2
- 1



Doorcontrol-1500-V7	
	schéma de connexion courant principal
RvD	30-12-2014.